

Journal Citation Reports

The world's leading journals and
publisher-neutral data

Shou Ray information Service 碩睿資訊

使用說明



新平台更新須知

2021 新平臺重大更新

擴大收錄範圍

內容擴展到整個 Web of Science 核心合輯收錄的期刊範圍，包含 Arts & Humanities Citation Index (AHCI) 和 Emerging Sources Citation Index (ESCI) 。

Early Access內容

引入了Early Access的內容，即在最終分配到已成刊的卷/期之前以線上形式發表的「正式出版版本」內容。

全新的期刊引文指標

新指標 Journal Citation Indicator 代表近三年內已發表論文的學科正規化引文影響力的平均值，這個單一的期刊級指標，易於解讀並便於展開跨學科的對比。

用戶體驗升級

刪除重複的期刊標題，每本在WOS核心合輯兩個專輯出現或變更了其 ISSN的期刊都將只出現一次。改良介面檢索流程，同時提供了對資料的深入分析。

平臺數據差異

經典平臺	新平臺
Journal Relationships (SCIE, SSCI)	藝術及人文 AHCI
	新興資源 ESCI
	所有期刊 JCI 指標數據 Rank by JCI
原有的指標數據 (如：影響因子JIF、5 Year Impact Factor等數據)	



2021 JCR 系列文章

全新期刊引文指標 Journal Citation Indicator (JCI)

JCI定義

期刊過去三年發表可引用項目的 CNCI 平均值

計算範圍

計算經過領域、文獻類型與發表年份的正規化，是衡量期刊最新出版內容引文影響力的全新方式。

自 2021 年 JCR 起，Web of Science 核心合輯的所有期刊都會計算此數值。

數值解讀



說明書下載：Journal Citation Indicator 介紹

新平台功能操作

搜尋期刊

The screenshot shows the 'Journal Citation Reports' website. At the top, it says 'Journal Citation Reports' and 'Browse journals'. The main heading reads 'The world's leading journals and publisher-neutral data'. A search bar contains the text 'Nature'. Below the search bar, a dropdown menu displays search results:

JOURNAL NAME	ISSN/eISSN
NATURE	0028-0836 / 1476-4687
Nature Food	N/A / 2662-1355
Nature Cancer	N/A / 2662-1347
Nature Plants	2055-026X / 2055-0278
Nature Energy	2058-7546 / 2058-7546

Below the table, there is a link 'See all 79 results >'. Underneath, a section for 'CATEGORY NAME' states 'There are no Categories that match your search.' and a 'NUMBER OF JOURNALS' column is visible but empty.

可以「期刊刊名」、「期刊ISSN」、「電子期刊 eISSN」之關鍵字搜尋期刊。
亦可輸入「學科領域 Category」關鍵字，點擊即可以 Browse Journals 查看該學科領域。

瀏覽期刊

Journal Citation Reports

[Browse journals](#) [Browse categories](#)

[Sign In](#)

[Register](#)

以期刊條件篩選瀏覽或瀏覽特定領域期刊

The world's leading journals and publisher-neutral data

Type journal name, ISSN, eISSN, category or a keyword



Already have a manuscript?

Find relevant, reputable journals for potential publication of your research using Manuscript matcher.

[Match my manuscript](#)

See full listings and refine your search

目前已完成的
瀏覽查詢模組



[Browse journals](#)



[Browse categories](#)



[Browse publishers](#)

COMING SOON



[Browse countries](#)

COMING SOON



搜尋或選擇期刊

20,994 journals ⁱ

當前選擇年分的
期刊總數

Type journal name, ISSN, eISSN, category or a keyword



Export

Indicators: Default

Customize

JCR涵蓋所有年分
的期刊總數

Journals (26,697) ⁱ

Categories (254)

Publishers (8,113)

Country / region (118)

Citation Indexes

JCR Year

Open Access

Reset

Apply

Journals

nurse

Nurse Leader

Nurse Educator

Nurse Researcher

NURSE PRACTITIONER

NURSE EDUCATION TODAY

ns	2020 JIF	JIF Quartile	2020 JCI	% of OA Gold
368	508.702	Q1	77.64	100.00 %
477	94.444	Q1	7.01	1.40 %
376	91.253	Q1	26.14	0.00 %
993	84.694	Q1	10.86	0.88 %
614	79.323	Q1	20.05	22.81 %
973	66.675	Q1	7.72	4.38 %

檢索SCI/SSCI期刊

新平臺預設為顯示 SCIE、SSCI、AHCI 與 ESCI 四大專輯的所有期刊；
經典版只顯示 SCIE 與 SSCI。

先選取「Citation Index」為 SCIE 與 SSCI
與經典板平臺才有相同數據

以數學Mathematics領域為例

The image shows two side-by-side screenshots of a journal search interface for Mathematics. The left screenshot, labeled '471 journals', shows the 'Citation Index' filter with all four options checked: Science Citation Index Expanded (SCIE), Social Science Citation Index (SSCI), Arts & Humanities Citation Index (AHCI), and Emerging Sources Citation Index (ESCI). The right screenshot, labeled '330 journals', shows the same search but with only SCIE and SSCI checked. A green arrow points from the left to the right, indicating the change in results. A purple box at the bottom center contains the text '新平臺' (New Platform).

MATHEMATICS

Year ▼	Edition	# Journals Graph
2020	SCIE	330
2019	SCIE	325
2018	SCIE	314

經典平臺

Browse journals 應用

The screenshot displays a 'Filter' panel on the left with various categories like 'Journals (26,674)', 'Categories (254)', 'Publishers (8,110)', 'Country / region (118)', 'Citation Indexes', 'JCR Year', 'Open Access', 'JIF Quartile', 'JIF Range', 'JCI Range', and 'JIF Percentile'. A 'Reset' button is at the bottom left and an 'Apply' button is at the bottom right. A search box is highlighted with a red border, and a red callout box points to it with the text '可輸入學科領域關鍵字搜尋'. Below the search box, a list of search categories (Web of Science) is shown, including 'Acoustics', 'Agricultural Economics & Policy', 'Agricultural Engineering', 'Agriculture, Dairy & Animal Science', 'Agriculture, Multidisciplinary', 'Agronomy', 'Allergy', 'Anatomy & Morphology', 'Andrology', 'Anesthesiology', 'Anthropology', 'Archaeology', 'Literary Theory & Criticism', 'Literature', 'Literature, African, Australian, Canadian', 'Literature, American', 'Literature, British Isles', 'Literature, German, Dutch, Scandinavian', 'Literature, Romance', 'Literature, Slavic', 'Logic', and 'Management'. A red callout box at the bottom right contains the text '查看特定學科領域期刊清單方法' followed by a three-step list: '1. 點選限縮 Filter 功能後，點選 Categories', '2. 查看勾選需要的領域', and '3. 點選 Apply'.

Filter

Journals (26,674) >

Categories (254) >

Publishers (8,110) >

Country / region (118) >

Citation Indexes >

JCR Year >

Open Access >

JIF Quartile >

JIF Range >

JCI Range >

JIF Percentile >

Reset Apply

Search categories (Web of Science)

Search

可輸入學科領域關鍵字搜尋

Acoustics

Agricultural Economics & Policy

Agricultural Engineering

Agriculture, Dairy & Animal Science

Agriculture, Multidisciplinary

Agronomy

Allergy

Anatomy & Morphology

Andrology

Anesthesiology

Anthropology

Archaeology

Literary Theory & Criticism

Literature

Literature, African, Australian, Canadian

Literature, American

Literature, British Isles

Literature, German, Dutch, Scandinavian

Literature, Romance

Literature, Slavic

Logic

Management

查看特定學科領域期刊清單方法

1. 點選限縮 Filter 功能後，點選 Categories
2. 查看勾選需要的領域
3. 點選 Apply

Browse journals

- Category 顯示為 Multiple 點選即可顯示所有所屬領域。
- 登入個人化帳號，點選「Customize」可設定預設顯示指標，包含 5 Year JIF、2020 JCI 等。

The screenshot shows a web interface for browsing journals. At the top, there is a search bar labeled 'Find in table' and a 'Customize' button. Below the search bar is a 'Categories' filter. The main part of the interface is a table with columns: Journal name, ISSN, eISSN, Category, and Total Citations. The 'PHYSICAL REVIEW B' row is highlighted, and its 'Category' dropdown menu is open, showing 'Multiple' and two options: 'PHYSICS, CONDENSED MATTER - SCIE' and 'PHYSICS, APPLIED - SCIE'. A 'Customize' panel is overlaid on the right side of the table, showing three sections of metrics: 'Impact metrics', 'Normalized metrics', and 'Source metrics'. Each section has a list of metrics with checkboxes to select or deselect them. The 'Indicators: LMG' dropdown is also visible at the top right.

Journal name	ISSN	eISSN	Category	Total Citations
PHYSICAL REVIEW LETTERS	0031-9007	1079-7114	PHYSICS, MULTIDISCIPLINARY - SCIE	490,000
PHYSICAL REVIEW B	2469-9950	2469-9969	Multiple	406,000
ADVANCED MATERIALS				320,000
JOURNAL OF CHEMICAL PHYSICS				231,000
APPLIED PHYSICS LETTERS				218,334

Customize Panel:

- Impact metrics** (Metrics focused on the citation impact of the journals):
 - Total Citations
 - 2020 JIF
 - 5 Year JIF
 - JIF Without Self Cites
 - Immediacy Index
 - JIF Quartile
- Normalized metrics** (Metrics that have been adjusted mathematically to a particular context):
 - 2020 JCI
 - Eigenfactor
 - Normalized Eigenfactor
 - Article Influence Score
 - Average JIF Percentile
- Source metrics** (Metrics based on the content of the journals):
 - Citable Items
 - % of Articles in Citable items
 - Cited Half-Life
 - Citing Half-Life
 - Total Articles
 - % of OA Gold

指標客制選單

4 journals ⁱ

Type journal name, ISSN, eISSN, category or a keyword



Export

Indicators: Default

Customize

NURSE EDUCATION TODAY

Nurse Educator

NURSING

Journal name

ISSN

eISSN

NURSE EDUCATION TODAY

0260-6917

1532-2793

NURSING ETHICS

0969-7330

1477-0989

Nurse Educator

0363-3624

1538-9855

NURSING FORUM

0029-6473

1744-6198

Impact metrics

Metrics focused on the citation impact of the journals.

- Total Citations
- 2020 JIF
- 5 Year JIF
- JIF Without Self Cites
- Immediacy Index

Normalized metrics

Metrics that have been adjusted mathematically to a particular context.

- 2020 JCI
- Eigenfactor
- Normalized Eigenfactor
- Article Influence Score
- JIF Percentile
- JIF Quartile

Source metrics

Metrics based on the content of the journals.

- Citable Items
- % of Articles in Citable items
- Cited Half-Life
- Citing Half-Life
- Total Articles
- % of OA Gold

Name your indicators

Save

Apply

Filter

4

單本期刊頁面

期刊基本資訊

JCR YEAR

2020



VACCINE

ISSN

0264-410X

EISSN

1873-2518

JCR ABBREVIATION

VACCINE

ISO ABBREVIATION

Vaccine

Journal information

EDITION

Science Citation Index Expanded
(SCIE)

CATEGORY

MEDICINE, RESEARCH &
EXPERIMENTAL - SCIE

IMMUNOLOGY - SCIE

LANGUAGES

English

REGION

ENGLAND

1ST ELECTRONIC JCR YEAR

1997

Publisher information

PUBLISHER

ELSEVIER SCI LTD

ADDRESS

THE BOULEVARD,
LANGFORD LANE,
KIDLINGTON, OXFORD
OX5 1GB, OXON,
ENGLAND

PUBLICATION FREQUENCY

52 issues/year

投稿注意：
收錄年分
ISSN/EISSN
出版週期

期刊影響指數 JIF

2020 JOURNAL IMPACT FACTOR

3.641

[View calculation](#)

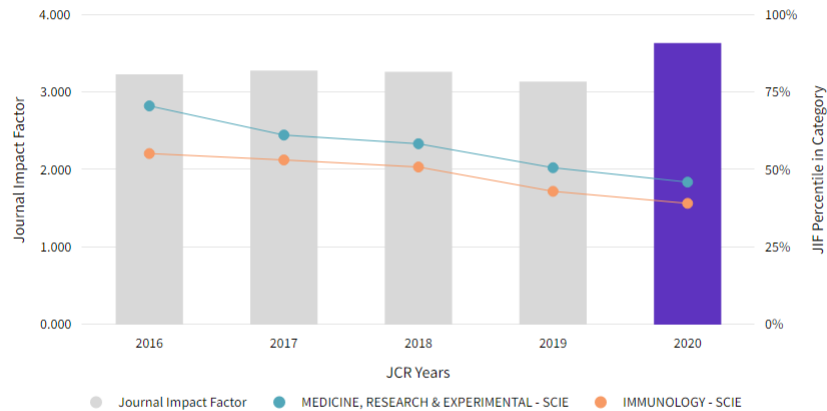
JOURNAL IMPACT FACTOR WITHOUT SELF CITATIONS

3.150

[View calculation](#)

Journal Impact Factor Trend 2020

[Export](#)



[View all years](#)

近五年JIF表現趨勢圖

Journal Impact Factor contributing items

[Export](#)

Citable items (2,001)	Citing Sources (1,276)
TITLE	CITATION COUNT
Explanations for the high potency of HPV prophylactic vaccines	22
Heterologous prime-boost vaccination with adenoviral vector and protein nanoparticles induces both Th1 and Th2 responses against Middle East respiratory syndrome coronavirus	22
A report on	22
The influen	21
Hepatitis B	21
Evidence for single-dose protection by the bivalent HPV vaccine - Review of the Costa Rica HPV vaccine trial and future research studies	21
Status of HPV vaccine introduction and barriers to country uptake	21
Engineering a stable CHO cell line for the expression of a MERS-coronavirus vaccine antigen	20
Influenza vaccine effectiveness in preventing influenza-associated intensive care admissions and attenuating severe disease among adults in New Zealand 2012-2015	20

凡 Web of Science 訂戶
皆可點選連結至原始文獻

期刊影響因子計算引用文獻之原始數據

[View in Web of Science](#)

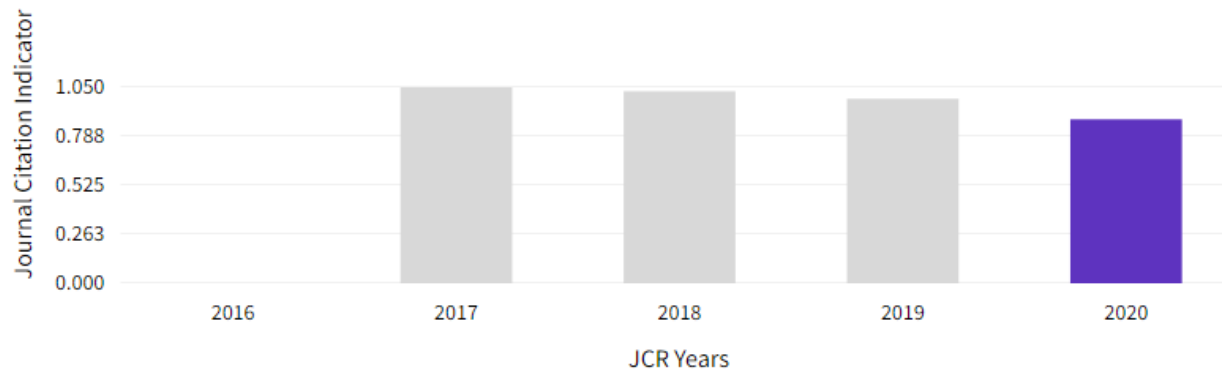
Journal Citation Indicator

Journal Citation Indicator (JCI) ⓘ

↓ Export

0.88

The Journal Citation Indicator (JCI) is the average Category Normalized Citation Impact (CNCI) of citable items (articles & reviews) published by a journal over a recent three year period. The average JCI in a category is 1. Journals with a JCI of 1.5 have 50% more citation impact than the average in that category. It may be used alongside other metrics to help you evaluate journals. [Learn more](#)



近五年JCI表現趨勢圖

引文分布 Citation distribution

Citation distribution 📄

The Citation Distribution shows the frequency with which items published in the journal are cited, including hover-over data descriptions for each data point, and an [Learn more](#)

ARTICLE CITATION MEDIAN

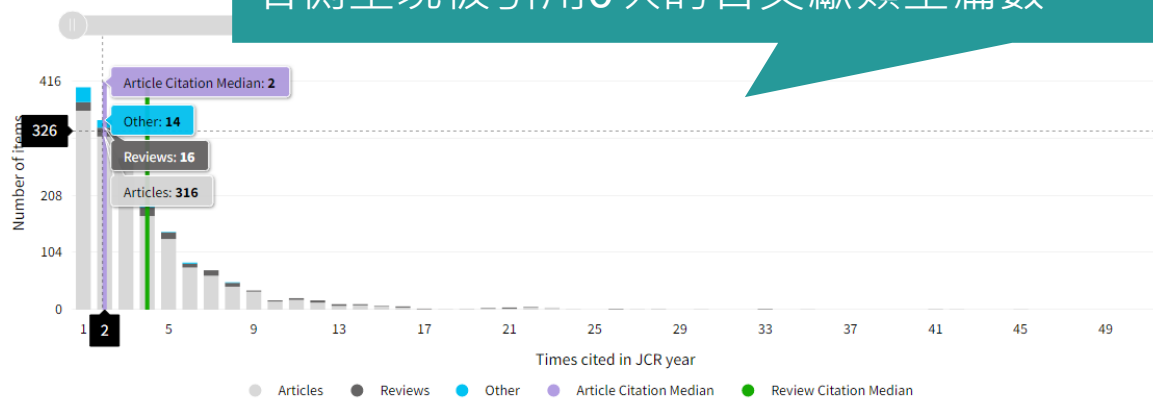
2

REVIEW CITATION MEDIAN

4

UNLINKED CITATIONS

231



游標停留於各被引用次數可看到Article、Review 和 Other 非可引用項目（如letter）各自被引用的篇數
右側呈現被引用0次的各文獻類型篇數

TIMES CITED

0

ARTICLES

310

REVIEWS

15

OTHER

83

Export

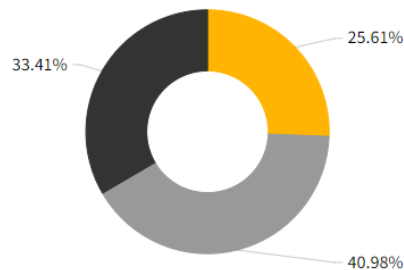
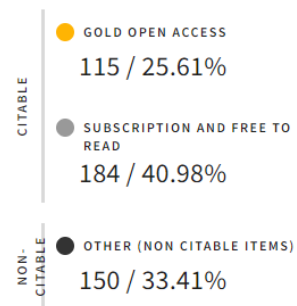
for functionality as the JIF Trend items to the JIF numerator.

期刊內各類型文獻的被引次數篇數分布

Open Access

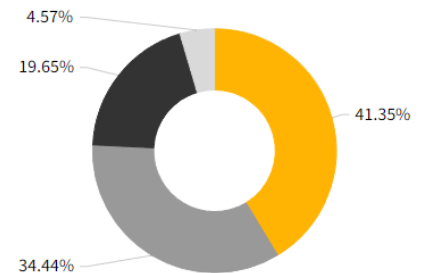
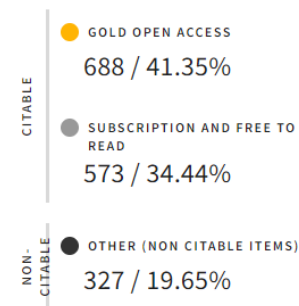
Items 篇數

TOTAL CITABLE 299
% OF CITABLE OA 38.46%



Citations* 被引用數

TOTAL CITABLE 1,261
% OF CITABLE OA 54.56%



● UNLINKED CITATIONS
76 / 4.57%

*Citations in 2020 to items published in [2018 - 2020]

- 該本期刊屬於 OA 的篇數及比例
- 該本期刊文獻不屬於 OA 的篇數及比例
- Other (如:最新消息、編者的話)篇數及比例

OA文章對期刊內容和引文的相對貢獻度

期刊排名

Rank by Journal Impact Factor

Journals within a category are sorted in descending order by Journal Impact Factor (JIF) resulting in the Category Ranking below. A separate rank is shown for each category in which the journal is listed in JCR. Data for the most recent year is presented at the top of the list, with other years shown in reverse chronological order. [Learn more](#)

EDITION
Science Citation Index Expanded (SCIE)

CATEGORY
PHYSICS, APPLIED
41/160

JCR YEAR JIF RANK JIF QUARTILE JIF PERCENTILE

EDITION
Science Citation Index Expanded (SCIE)

CATEGORY
MATERIALS SCIENCE, MULTIDISCIPLINARY
130/335

JCR YEAR JIF RANK JIF QUARTILE JIF PERCENTILE

多領域期刊排名(Rank) · 點選「●」或「>」
即可顯示第三個以上的領域相關資訊。

Rank by Journal Impact Factor

Journals within a category are sorted in descending order by Journal Impact Factor (JIF) resulting in the Category Ranking below. A separate rank is shown for each category in which the journal is listed in JCR. Data for the most recent year is presented at the top of the list, with other years shown in reverse chronological order.

EDITION
Science Citation Index Expanded (SCIE)

CATEGORY
PHYSICS, CONDENSED MATTER
22/69

JCR YEAR	JIF RANK	JIF QUARTILE	JIF PERCENTILE	
2020	22/69	Q2	68.84	<div style="width: 68.84%;"></div>
2019	22/69	Q2	68.84	<div style="width: 68.84%;"></div>
2018	19/68	Q2	72.79	<div style="width: 72.79%;"></div>
2017	18/67	Q2	73.88	<div style="width: 73.88%;"></div>
2016	18/67	Q2	73.88	<div style="width: 73.88%;"></div>

期刊在各所屬領域中的 JIF 與 JCI 排名、四分位數與百分位

引文網絡 Citation network

Cited Half-life

7.5 years

The Cited Half-Life is the median age of the citations received by a journal during the JCR year

TOTAL NUMBER OF CITES

50,114

NON SELF-CITATIONS

45,178

SELF-CITATIONS

4,936

期刊的
被引用半衰期與引用半衰期

Citing Half-life

6.9 years

The Citing Half-Life is the median age of the citations produced by a journal during the JCR year.

TOTAL NUMBER OF CITES

40,778

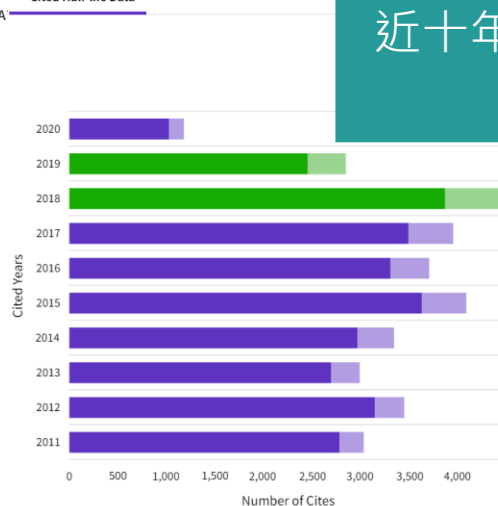
NON SELF-CITATIONS

35,842

SELF-CITATIONS

4,936

Cited Half-life Data



近十年累積的被引用與引用數
與相對百分比

2019	2,839	8.02%	734 sources >
2018	4,446 citations	16.89%	996 sources >
2017	3,941 citations	24.75%	1,059 sources >
2016	3,694 citations	32.12%	1,022 sources >
2015	4,075 citations	40.25%	1,046 sources >
2014	3,333 citations	46.90%	953 sources >
2013	2,981 citations	52.85%	944 sources >
2012	3,438 citations	59.71%	1,062 sources >
2011	3,023 citations	65.74%	921 sources >
Older	17,167 citations		

- Non-self citations: citations to the journal from the items in other sources
- Citations to items in the journal from items in the same journal
- Citations used to calculate the Impact Factor

Source data

Average JIF Percentile

Source data

This tile shows the breakdown of document types published by the journal. Citable Items are Articles and Reviews. For the purposes of calculating JIF, a JCR year considers the publications of that journal in the two prior years. [Learn more](#)

1,041 total citable items

	ARTICLES	REVIEWS	COMBINED(C)	OTHER DOCUMENT TYPES(O)	PERCENTAGE
NUMBER IN JCR YEAR 2020 (A)	965	76	1,041	97	91%
NUMBER OF REFERENCES (B)	35,130	4,713	39,843	935	98%
RATIO (B/A)	36.4	62.0	38.3	9.6	

Average JIF Percentile

[Export](#)

The Average Journal Impact Factor Percentile takes the sum of the JIF Percentile rank for each category under consideration, then calculates the average of those values. [Learn more](#)

ALL CATEGORIES AVERAGE
42.64

EDITION
Science Citation Index
Expanded

MEDICINE, RESEARCH &
EXPERIMENTAL
46.07

IMMUNOLOGY
39.20

不同類型文獻
對期刊內容的相對貢獻度

期刊在不同領域的JIF排名百分等級
及所有領域排名平均百分等級

機構與國家分布概覽

Contributions by organizations

Export

Organizations that have contributed the most papers to the journal in the most recent three-year period. [Learn more](#)

RANK	ORGANIZATION	COUNT
1	CENTERS FOR DISEASE CONTROL & PREVENTION - USA	279
2	WORLD HEALTH ORGANIZATION	232
3	UNIVERSITY OF LONDON	158
4	GLAXOSMITHKLINE	125
5	JOHNS HOPKINS UNIVERSITY	101
6	EMORY UNIVERSITY	73
-	PUBLIC HEALTH ENGLAND	73
8	SANOFI-AVENTIS	69
-	UNIVERSITY OF MELBOURNE	69
10

Contributions by country/region

Export

Countries or Regions that have contributed the most papers to the journal in the most recent three-year period. [Learn more](#)

RANK	COUNTRY / REGION	COUNT
1	USA	1454
-	...	385
-	...	325
-	...	250
-	...	246
-	...	242
7	France	187
8	Netherlands	173
9	Belgium	171
10	GERMANY (FED. REP. OF)	164

有助於瞭解該期刊的內容來源，
是否具有國際影響力或達到特定
市場等概況資訊。

最近三年內為該期刊貢獻最多論文之來源組織與地區/國家概況

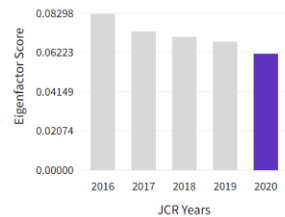
其他指標

Eigenfactor Score

0.06180

The Eigenfactor Score is a reflection of the density of the network of citations around the journal using 5 years of cited content as cited by the Current Year. It considers both the number of citations and the source of those citations, so that highly cited sources will influence the network more than less cited sources. The Eigenfactor calculation does not include journal self-citations.

[Learn more](#)



Normalized Eigenfactor

12.95548

The Normalized Eigenfactor Score is the Eigenfactor score normalized, by rescaling the total number of journals in the JCR each year, so that the average journal has a score of 1. Journals can then be compared and influence measured by their score relative to 1. [Learn more](#)

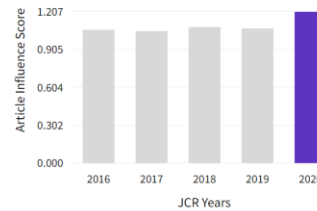


Article influence score

1.207

The Article Influence Score normalizes the Eigenfactor Score according to the cumulative size of the cited journal across the prior five years. The mean Article Influence Score for each article is 1.00. A score greater than 1.00 indicates that each article in the journal has above-average influence.

[Learn more](#)



期刊的其他正規化指標 近五年表現趨勢

5 Year Impact Factor

3.816

[View Calculation](#)

The 5-year Impact Factor is the average number of times articles from the journal published in the past five years have been cited in the JCR year. It is calculated by dividing the number of citations in the JCR year by the total number of articles published in the five previous years.

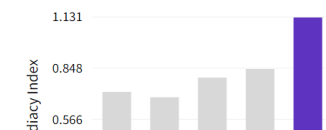


Immediacy Index

1.131

[View Calculation](#)

The Immediacy Index is the count of citations in the current year to the journal that reference content in this same year. Journals that have a consistently high Immediacy Index attract citations rapidly. [Learn more](#)



期刊的5 Year IF與立即指數 近五年表現趨勢

期刊完整年分資訊

Journal Citation Reports Browse journals Browse categories

Home > Journal profile

JCR YEAR
2020

NATURE

ISSN
0028-0836

EISSN
1476-4687

JCR ABBREVIATION
NATURE

ISO ABBREVIATION
Nature

2020
2019
2018
2017
2016
2015
All years

- 選取 JCR YEAR 為「All years」即可取得所有年分的數據。
- 點選「Customize」可選擇欲顯示 / 下載的指標數據。

Year	Total Citations	Journal impact factor	JIF without self cites	5 Year Impact Factor	Immediacy Index	Citable items	%
2020	915,925	49.962	49.315	54.637	24.651	1076	
2019	767,246	42.779	42.244	46.488	9.687	903	
2018	745,692	43.070	42.478	45.819	9.435	904	
2017	710,767	41.577	41.016	44.959	9.700	836	
2016	671,254	40.137	39.533	43.769	9.129	879	
2015	627,846	38.138	37.546	41.458	9.518	897	
2014	617,363	41.456	40.821	41.296	9.585	862	
2013	590,324	42.351	41.650	40.783	8.457	857	
2012	554,745	38.597	37.957	38.159	9.243	869	
2011	526,505	36.280	35.707	36.235	9.690	841	
2010	511,248	36.104	35.527	35.248	8.792	862	
2009	483,039	34.480	33.855	32.906	8.209	866	

Export Customize

Indicator metrics

- Total Citations
- Journal impact factor
- JIF without self cites
- 5 Year Impact Factor
- Immediacy Index
- Citable items
- Total Articles
- Total Reviews
- Cited Half-Life
- Citing Half-Life
- Eigenfactor score
- Article influence score
- % of articles in Citable items
- Normalized Eigenfactor
- Average JIF Percentile

Apply

比較期刊

4 journals ⁱ

Type journal name, ISSN, eISSN, category or a keyword



Export

一次最多選定4本期刊做比較

Indicators: Default

Customize

NURSE EDUCATION TODAY

Nurse Educator

NURSING FORUM

NURSING ETHICS

Filter

4

Journal name	ISSN	eISSN	Category	Total Citations	2020 JIF	JIF Quartile	2020 JCI	% of OA Gold
<input checked="" type="checkbox"/> NURSE EDUCATION TODAY	0260-6917	1532-2793	Multiple	11,452	3.442	Q1	1.66	4.67 %
<input checked="" type="checkbox"/> NURSING ETHICS	0969-7330	1477-0989	Multiple	3,775	2.874	Q1	1.56	7.86 %
<input checked="" type="checkbox"/> Nurse Educator	0363-3624	1538-9855	Multiple	1,414	2.082	Q2	0.96	1.29 %
<input checked="" type="checkbox"/> NURSING FORUM	0029-6473	1744-6198	NURSING - ESCI	1,290	n/a	n/a	1.07	2.98 %

Journals selected **4** Deselect all

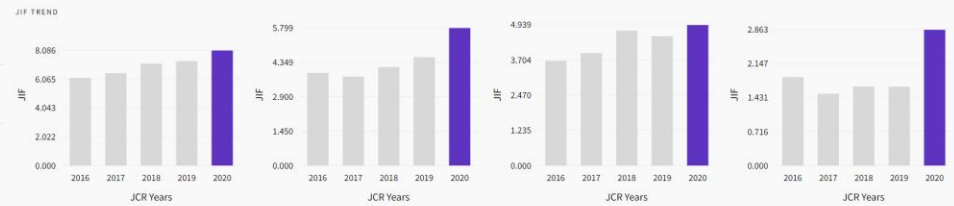
Compare

ⁱ Up to 4 journals

比較期刊結果

AMERICAN JOURNAL OF TRANSPLANTATION	LIVER TRANSPLANTATION	TRANSPLANTATION	CLINICAL TRANSPLANTATION
ISSN/e-ISSN 1600-6135 / 1600-6143	1527-6465 / 1527-6473	0041-1337 / 1534-6080	0902-0063 / 1399-0012
CATEGORY TRANSPLANTATION-SCIE SURGERY-SCIE	TRANSPLANTATION-SCIE SURGERY-SCIE GASTROENTEROLOGY & HEPATOLOGY-SCIE	TRANSPLANTATION-SCIE IMMUNOLOGY-SCIE SURGERY-SCIE	TRANSPLANTATION-SCIE SURGERY-SCIE
REGION DENMARK	USA		DENMARK
LANGUAGE English	English	English	English
PUBLISHER WILEY	WILEY	LIPPINCOTT WILLIAMS & WILKINS	WILEY
MOST RECENT JCR YEAR 2020	2020	2020	2020
MOST RECENT JCR YEAR JIF 8.086	5.799	4.939	2.863

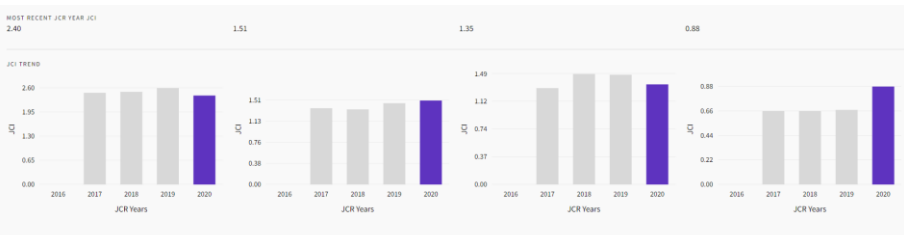
基本資訊



JIF趨勢

JIF QUARTILE AND PERCENTILE BY CATEGORY


Category	TRANSPLANTATION-SCIE	TRANSPLANTATION-SCIE	TRANSPLANTATION-SCIE	TRANSPLANTATION-SCIE
JIF Quartile	Q1	Q1	Q2	Q3
JIF Percentile	94.00	86.00	74.00	42.00
Category	SURGERY-SCIE	SURGERY-SCIE	IMMUNOLOGY-SCIE	SURGERY-SCIE
JIF Quartile	Q1	Q1	Q2	Q2
JIF Percentile	97.39	92.18	62.04	62.32
Category	GASTROENTEROLOGY & HEPATOLOGY-SCIE	GASTROENTEROLOGY & HEPATOLOGY-SCIE	SURGERY-SCIE	SURGERY-SCIE
JIF Quartile	Q2	Q2	Q1	Q1
JIF Percentile	72.28	72.28	88.39	88.39



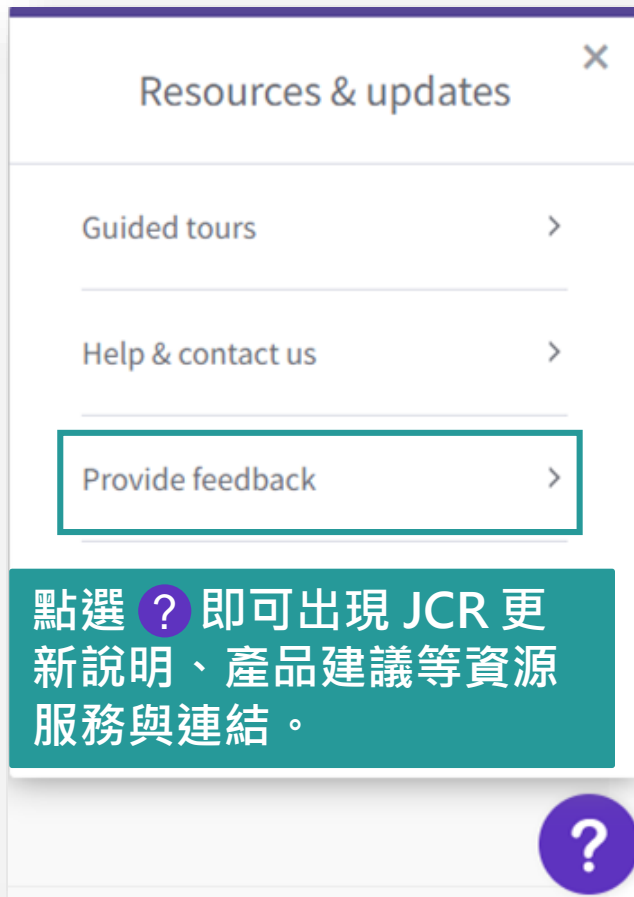
JCI 近五年趨勢

JCI QUARTILE AND PERCENTILE BY CATEGORY

Category	TRANSPLANTATION	TRANSPLANTATION	TRANSPLANTATION	TRANSPLANTATION
JCI Quartile	Q1	Q1	Q2	Q2
JCI Percentile	98.28	90.96	82.77	60.34
Category	SURGERY	GASTROENTEROLOGY & HEPATOLOGY	SURGERY	SURGERY
JCI Quartile	Q1	Q1	Q2	Q1
JCI Percentile	98.71	87.40	69.56	87.27



更多問題想詢問

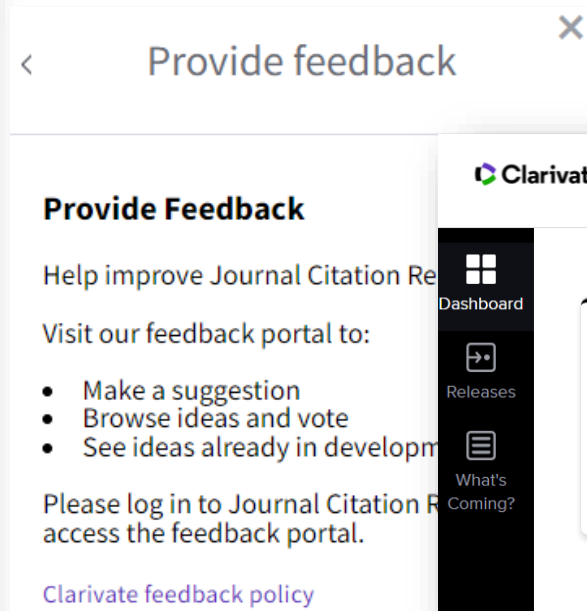


Resources & updates

- Guided tours
- Help & contact us
- Provide feedback**

點選 **?** 即可出現 JCR 更新說明、產品建議等資源服務與連結。

?



Provide feedback

Provide Feedback

Help improve Journal Citation Reports

Visit our feedback portal to:

- Make a suggestion
- Browse ideas and vote
- See ideas already in development

Please log in to Journal Citation Reports to access the feedback portal.

[Clarivate feedback policy](#)

Dashboard

Releases

What's Coming?

可提供建議與投票、
查看全球新功能反饋

Submit a Request for Web of Science products

Make a Suggestion

Open feedback portal

JCR 產品改善建議反饋

其他資源

科睿唯安部落格

企業資訊 ▾ 投資人關係 加入我們



產品與服務 ▾

部落格

新聞室

活動資訊


聯絡我們

BLOG > FEATURED ARTICLE

2021 JCR 的進展：全新內容及新影響力指標

2021首要的增強功能，即是擴大 JCR 的期刊文獻涵蓋範圍，包含納入AHCI 和 ESCI 的資料及收錄 Early Access 文章。除了擴大收錄範圍，最新的 JCR 也將公佈全新指標，讓 JCR 一系列的評量方式可以有更深入的解析與背景資訊，並遠超過JIF單一指標能提供的訊息。

DR NANDITA QUADERI
Editor-in-Chief and Editorial VP of the Web of Science
Clarivate



碩睿資訊有限公司



碩睿資訊有限公司
Shou Ray Information Service



HOME

關於碩睿
ABOUT US

產品資訊
PRODUCTS

新聞中心
NEWS

客戶服務
SERVICE

搜尋

TACI

臺灣引文資料庫

The Cochrane Library
實證醫學資料庫

Cambridge Books Online
優質的數位出版

KMCC
光華管理個案收錄庫

TACI 臺灣引文資料庫

臺灣引文資料庫(Taiwan Academic Citation Index, TACI)基於臺灣所出版的期刊建置而成，完整涵蓋各領域... [《詳全文》](#)

會議講座

2020年數位出版與數位圖書館融合發展國際研討會(CDPDL)臺灣分會

活動期間：2020年8月6日

活動內容：自2009年起 CDPDL 為圖書館、出版社、圖資專家提供專業交流平台，展示中文圖書館建設與數位化應用最新進展，並分享最新研究成果。本次研討會以線上方式進行，將探討疫情期間數位資源的最新應用和價值、圖書館創新發展及策略，誠摯邀請您共襄盛舉。

詳情請見：[會議官網](#)

活動特區

用OECD愛地球
尋找幸福劇本

2021年5月10日(一)~
2021年6月11日(五)

2021 OECD iLibrary全球知識庫

2021 OECD iLibrary全球知識庫~用OECD愛地球，尋找幸福劇本！！

活動時間：2021年5月10日~2021年6月30日

活動內容：在今年的《全球幸福報告》中，有一項是自然環境如何提高個人幸福感，而剛巧每年4月22日是著名的「世界地球日」(Earth Day)，歡迎參加2021 OECD iLibrary全球知識庫活動，一起用OECD愛地球，尋找幸福劇本！！

詳情請見：[活動網站](#)

中國經濟社會大數據研究平臺-Open Trial活動

活動時間：2021年03月20日~2021年09月20日

SRIS

碩睿資訊電子報



教育訓練資源服務

[詳細課程](#)

2021年度考科藍資料庫

全國聯合採購優惠方案

開跑囉



推薦

碩睿資訊有限公司

教育訓練資源服務

碩睿資訊有限公司

教育訓練資源服務



直播課程

線上參與課程，即時和講師互動。



使用手冊

產品說明書，解析操作步驟。



影音教材

產品課程影片，無限次回放複習，手機、電腦皆適用。



意見回饋

提供實質建議，使課程更完善。

